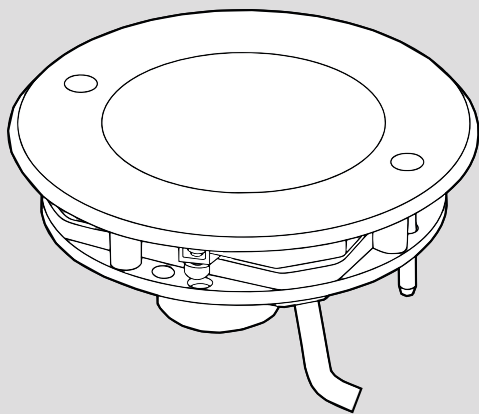
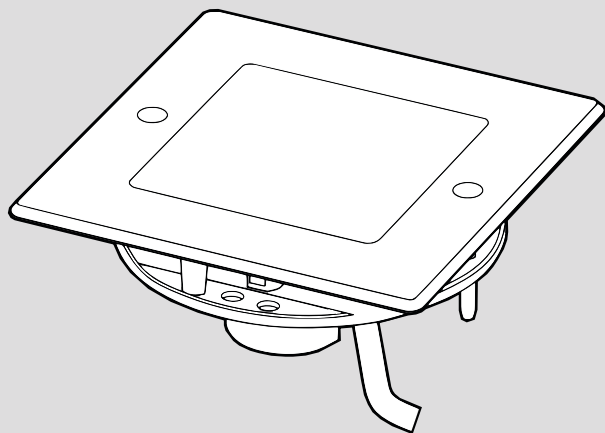


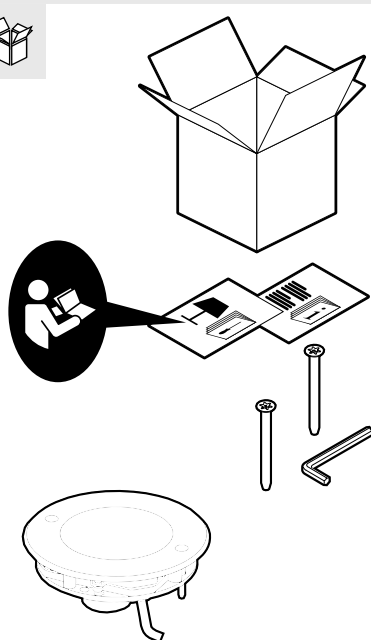

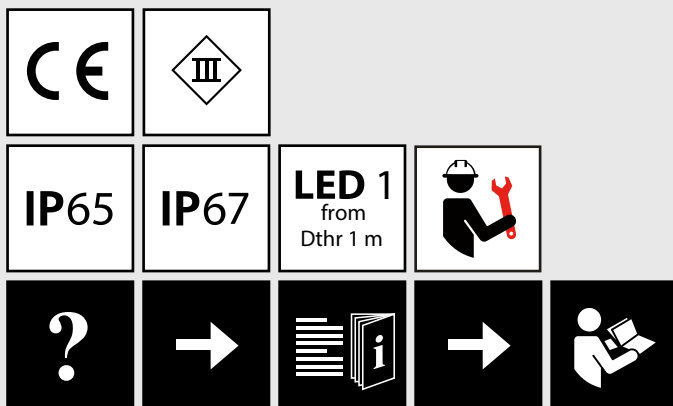
# Artemide®

Ego Flat 150 - 220 walk - over / Ego Flat Vetro 150 - 220 walk - over





i

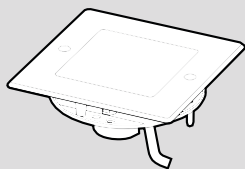




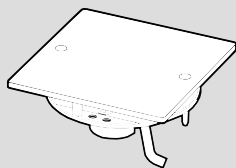
**Ego Flat 150 - 220 walk - over**



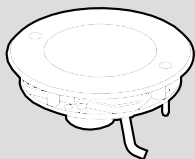
**Ego Flat Vetro 150 - 220 walk - over**



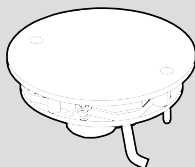
150 x 150 mm  
220 x 220 mm



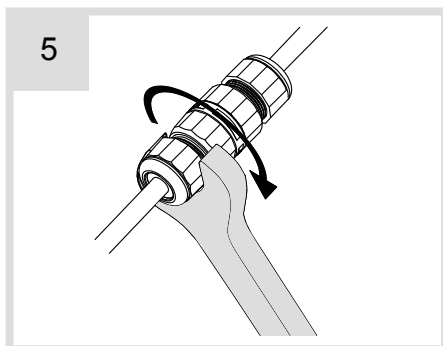
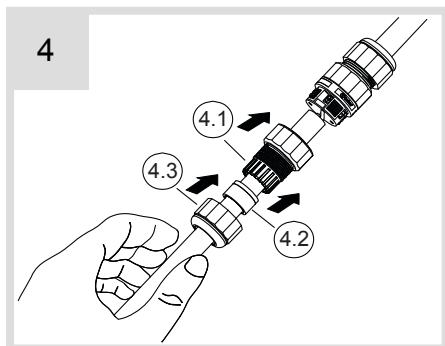
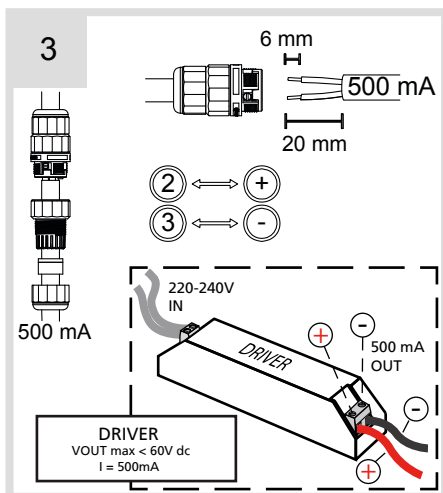
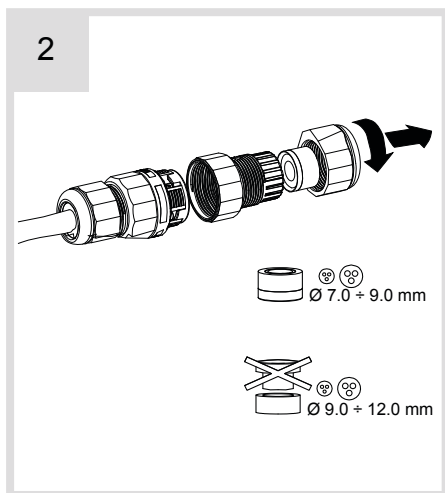
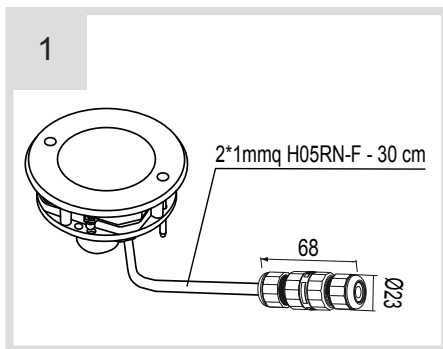

150 x 150 mm  
220 x 220 mm



Ø 150 mm  
Ø 220 mm



Ø 150 mm  
Ø 220 mm



## Collegamento in serie - Series connection - Connection en série Hintereinander schaltung - Conexion en serie



Per evitare di danneggiare il led effettuare tutti i collegamenti prima di dare tensione.

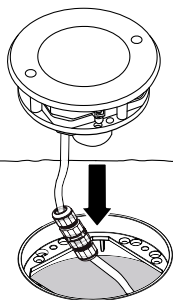
To avoid damages to led unit all connection shall be made before to switch power on.

Pour éviter d'endommager le conduit à faire toutes les connexions avant d'appliquer le pouvoir.

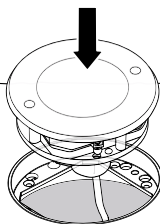
Um eine beschädigung der led zu vermeiden, bitte produkte erst nach dem anschluss einschalten.



6

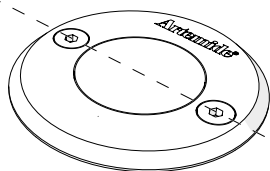


7

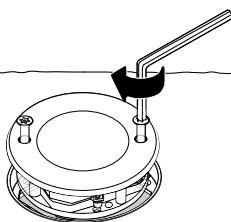


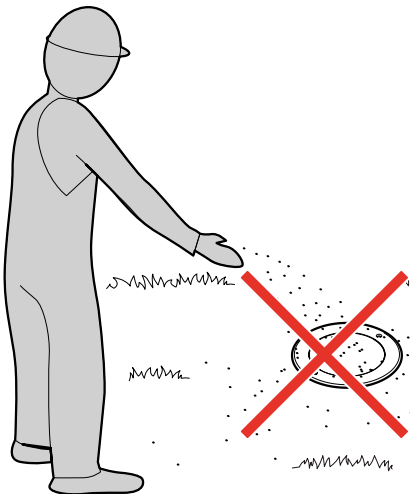
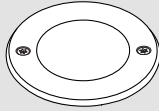
90°

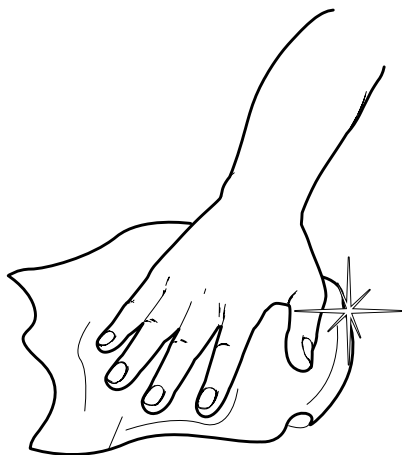
90°




8







**Artemide®**



## **Artemide Spa**

via Bergamo, 18  
20006 Pregnana M.se (MI)  
ITALIA

Tel. +39 02 935 181  
Fax +39 02 935 90 254  
Fax +39 02 935 90 496

[www.artemide.com](http://www.artemide.com)

VAT IT00846890150

cod. Y513000347E